



Godavari Foundation's

DR. ULHAS PATIL MEDICAL COLLEGE & HOSPITAL
DEPARTMENT OF PATHOLOGY

Recognized by Medical Council of India, Approved by Central Govt. of India, New Delhi,
Letter no. MCI-34(41)/2012-med./158127, dated 05/02/2013

Affiliated to Maharashtra University of Health Sciences, Nashik [College Code-1306]
Jalgaon-Bhusawal Road, Jalgaon Kh, Tal. & Dist. Jalgaon 425309

Tel. No. (0257)2366694 Fax No. 0257-2366648

Email ID : dupmc.pathology.ia@gmail.com Web Site : www.dupmc.ac.in

No.GF/DUPMCH/Patho./Cir./2024/39

Date: 20/12/2024

Circular

Dear Students,

Greetings from Department of Pathology

We are arranging a 1 day Add on course, Topic: Methods of Tissue Fixation in Histopathology Laboratory on 23rd December 2024. This course will help the students to enhance the skill and knowledge for their bright future.

Time: 5.00pm to 6.00pm



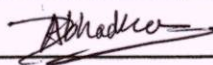



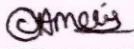

Venue: Central Clinical Laboratory 212.

Seat limit: Restricted to 9 participants.

Copy to,

- 1) Dean, DUPMC
- 2) Rector, Boys Hostel, DUPMC
- 3) Rector, Girls Hostel, DUPMC

Professor & HOD
Dept. of Pathology
Dr. Ulhas Patil Medical College & Hospital
Jalgaon Kh, Jalgaon

Dr.Ulhas Patil Medical College & Hospital Jalgaon Kh.			
Department Of Pathology			
Add on Course Date: 23-12-2024			
Topic: Methods of Tissue Fixation in Histopathology Laboratory			
Sr.No.	Roll no.	Name	Signature
1	2023006	Ansari Umme K.M. Ahmed	
2	2023026	Bhujbal Rutwik Malhari	
3	2023032	Dabhadkar Abhishek Anil	
4	2023064	Jungare Devyani Nandkishor	<u>D.N. Jungare</u>
5	2023065	Jungulwad Avdhut Prabhu	
6	2023067	Kaitade Siddhesh Sharad	
7	2023099	Mahalle Gaurav Santosh	
8	2023103	Mali Chetan Arjun	
9	2023111	Mote Akash Shivaji	


 Professor & HOD
 Dept. of Pathology
 Dr. Ulhas Patil Medical College & Hospital
 Jalgaon Kh, Jalgaon



Godavari Foundation's

DR. ULHAS PATIL MEDICAL COLLEGE & HOSPITAL

DEPARTMENT OF PATHOLOGY


Recognized by Medical Council of India, Approved by Central Govt. of India, New Delhi,
Letter no. MCI-34(41)/2012-med./158127, dated 05/02/2013

Affiliated to Maharashtra University of Health Sciences, Nashik [College Code-1306]
Jalgaon-Bhusawal Road, Jalgaon Kh, Tal. & Dist. Jalgaon 425309

Tel. No. (0257)2366694 Fax No. 0257-2366648

Email ID : dupmc.pathology.ia@gmail.com Web Site : www.dupmc.ac.in

Date	Time	Topic	Speaker
23/12/2024	5:00pm to 5:05pm	Theory Session (5 minutes):	Dr. Dhananjay Borole
	5:05pm to 5:20pm	Demonstration (15 minutes): <ul style="list-style-type: none">• Preparation of common fixatives.• Step-by-step demonstration of tissue fixation techniques.	Dr. Shirish Gondane
	5:20pm to 6:00pm	Hands-on Practice (40 minutes): Students prepare and apply fixative solutions. Practice tissue handling and fixation under instructor guidance. Discussion and troubleshooting of common issues during fixation.	Dr. Pradnya Mandalapure


Professor & HOD
Dept. of Pathology
Dr. Ulhas Patil Medical College & Hospital
Jalgaon Kh, Jalgaon



Godavari Foundation's

DR. ULHAS PATIL MEDICAL COLLEGE & HOSPITAL

DEPARTMENT OF PATHOLOGY

Recognized by Medical Council of India, Approved by Central Govt. of India, New Delhi,
Letter no. MCI-34(41)/2012-med./158127, dated 05/02/2013
Affiliated to Maharashtra University of Health Sciences, Nashik [College Code-1306]
Jalgaon-Bhusawal Road, Jalgaon Kh, Tal. & Dist. Jalgaon 425309
Tel. No. (0257)2366694 Fax No. 0257-2366648
Email ID : dupmc.pathology.ia@gmail.com Web Site : www.dupmc.ac.in

Date: 24/12/2024

Program Report

Title of Report	Add on Course on Methods of Tissue Fixation in Histopathology Laboratory
Objective Program	To equip medical students with a comprehensive understanding and practical skills in tissue fixation techniques, emphasizing their importance in accurate histopathological diagnosis and research applications.
Participant Type	2 nd year MBBS Students
Date and Duration of Program	On 23/12/2024 Total number of hours (duration): 5pm to 6pm (1hour)
Venue of program	Central Clinical Laboratory 212
Program Organized by	Department of Pathology
Name of Faculty	Dr. Dhananjay Borole, Dr. Shirish Gondane, Dr. Pradnya Mandalapure
Vote of thanks presented by	Dr. Dhananjay Borole
Number of Participants (Attended event/Program)	9
Brief about the Program	Total 9 2 nd year MBBS Students actively participated in the department's add-on course on fixative techniques in histopathology. It provided students with a thorough understanding of tissue preservation methods, which are essential for precise pathological investigation and diagnosis. Students had a greater understanding of histology methods, and became more proficient in laboratory operations through practical instruction and theoretical understanding. This specific expertise gave them the tools they needed for upcoming clinical and research projects, building a solid basis for success in the diagnostic and medical domains.


Professor & HOD
Dept. of Pathology
Dr. Ulhas Patil Medical College & Hospital
Jalgaon Kh, Jalgaon



Godavari Foundation's

DR. ULHAS PATIL MEDICAL COLLEGE & HOSPITAL
DEPARTMENT OF PATHOLOGY

Recognized by Medical Council of India, Approved by Central Govt. of India, New Delhi,
Letter no. MCI-34(41)/2012-med./158127, dated 05/02/2013

Affiliated to Maharashtra University of Health Sciences, Nashik [College Code-1306]
Jalgaon-Bhusawal Road, Jalgaon Kh, Tal. & Dist. Jalgaon 425309

Tel. No. (0257)2366694 Fax No. 0257-2366648

Email ID : dupmc.pathology.ia@gmail.com Web Site : www.dupmc.ac.in

No.GF/DUPMCH/Patho./Cir./2024/ 39

Date: 20/12/2024

Circular

Dear Students,

Greetings from Department of Pathology

We are arranging a 1 day Add on course, Topic: Methods of Dehydration and Clearing in Histopathology Laboratory on 24th December 2024. This course will help the students to enhance the skill and knowledge for their bright future.


Time: 5.00pm to 6.00pm

Venue: Central Clinical Laboratory 212.







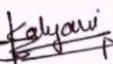


Seat limit: Restricted to 9 participants.

Copy to,

- 1) Dean, DUPMC
- 2) Rector, Boys Hostel, DUPMC
- 3) Rector, Girls Hostel, DUPMC



Professor & HOD
Dept. of Pathology
Dr. Ulhas Patil Medical College & Hospital
Jalgaon Kh, Jalgaon

Dr.Ulhas Patil Medical College & Hospital Jalgaon Kh.			
Department Of Pathology			
Add on Course Date: 24-12-2024			
Topic: Methods of Dehydration and Clearing in Histopathology Laboratory			
Sr.No.	Roll no.	Name	Signature
1	2023003	Adhav Swapnil Dhondiba	
2	2023016	Bansod Nayan Hariramji	
3	2023018	Bele Ramrao Maroti	
4	2023020	Bhala Nandan Vasant	
5	2023021	Bhanare Amey Avinash	
6	2023023	Bhattad Riya Mahendra	
7	2023025	Bhongade Kalyani Premlal	
8	2023027	Bohari Taha Husaini	
9	2023048	Garud Vaishnavi Prabhakar	


Professor & HOD
 Dept. of Pathology
 Dr. Ulhas Patil Medical College & Hospital
 Jalgaon Kh, Jalgaon



Godavari Foundation's

DR. ULHAS PATIL MEDICAL COLLEGE & HOSPITAL

DEPARTMENT OF PATHOLOGY

Recognized by Medical Council of India, Approved by Central Govt. of India, New Delhi,
Letter no. MCI-34(41)/2012-med./158127, dated 05/02/2013

Affiliated to Maharashtra University of Health Sciences, Nashik [College Code-1306]
Jalgaon-Bhusawal Road, Jalgaon Kh, Tal. & Dist. Jalgaon 425309

Tel. No. (0257)2366694 Fax No. 0257-2366648

Email ID : dupmc.pathology.ia@gmail.com Web Site : www.dupmc.ac.in

Date	Time	Topic	Speaker
24/12/2024	5:00pm to 5:05pm	Theory Session (5 minutes):	Dr. Dhananjay Borole
	5:05pm to 5:20pm	Demonstration (15 minutes): <ul style="list-style-type: none">• Step-by-step demonstration of dehydration using graded alcohols.• Clearing procedures with commonly used clearing agents.	Dr. Shirish Gondane
	5:20pm to 6:00pm	Hands-on Practice (40 minutes): <ul style="list-style-type: none">• Students perform dehydration using graded alcohol series.• Practical application of clearing techniques under supervision.• Discussion and troubleshooting of common issues in tissue processing.	Dr. Pradnya Mandalapure

Professor & HOD
Dept. of Pathology
Dr. Ulhas Patil Medical College & Hospital
Jalgaon Kh, Jalgaon



Godavari Foundation's

DR. ULHAS PATIL MEDICAL COLLEGE & HOSPITAL

DEPARTMENT OF PATHOLOGY

Recognized by Medical Council of India, Approved by Central Govt. of India, New Delhi,
Letter no. MCI-34(41)/2012-med./158127, dated 05/02/2013

Affiliated to Maharashtra University of Health Sciences, Nashik [College Code-1306]
Jalgaon-Bhusawal Road, Jalgaon Kh, Tal. & Dist. Jalgaon 425309

Tel. No. (0257)2366694 Fax No. 0257-2366648

Email ID : dupmc.pathology.ia@gmail.com Web Site : www.dupmc.ac.in

Date: 26/12/2024

Program Report

Title of Report	Add on Course on Methods of Dehydration and Clearing in Histopathology Laboratory
Objective Program	To provide medical students with a comprehensive understanding and practical skills in dehydration and clearing techniques, essential for accurate tissue processing in histopathology.
Participant Type	2 nd year MBBS Students
Date and Duration of Program	On 24/12/2024 Total number of hours (duration): 5pm to 6pm (1hour)
Venue of program	Central Clinical Laboratory 212
Program Organized by	Department of Pathology
Name of Faculty	Dr. Dhananjay Borole, Dr. Shirish Gondane, Dr. Pradnya Mandalapure
Vote of thanks presented by	Dr. Dhananjay Borole
Number of Participants (Attended event/Program)	9
Brief about the Program	Total 9 2 nd year MBBS Students actively participated in the department's add-on course on Methods of Dehydration and Clearing in the Histopathology Laboratory, which enhanced medical students' understanding of critical tissue processing techniques, providing hands-on experience for accurate diagnosis and bridging the gap between academic knowledge and practical application


Professor & HOD
Dept. of Pathology
Dr. Ulhas Patil Medical College & Hospital
Jalgaon Kh, Jalgaon



Godavari Foundation's

DR. ULHAS PATIL MEDICAL COLLEGE & HOSPITAL

DEPARTMENT OF PATHOLOGY

Recognized by Medical Council of India, Approved by Central Govt. of India, New Delhi,
Letter no. MCI-34(41)/2012-med./158127, dated 05/02/2013

Affiliated to Maharashtra University of Health Sciences, Nashik [College Code-1306]
Jalgaon-Bhusawal Road, Jalgaon Kh, Tal. & Dist. Jalgaon 425309

Tel. No. (0257)2366694 Fax No. 0257-2366648

Email ID : dupmc.pathology.ia@gmail.com Web Site : www.dupmc.ac.in

No.GF/DUPMCH/Patho./Cir./2024/40

Date: 28/12/2024

Circular

Dear Students,

Greetings from Department of Pathology

We are arranging a 1 day value add on course, Topic: Methods of Embedding in Histopathology Laboratory on 30th December 2024. This course will help the students to enhance the skill and knowledge for their bright future.

Time: 5.00pm to 6.00pm










Venue: Central Clinical Laboratory 212.


Seat limit: Restricted to 9 participants.

Copy to,

- 1) Dean, DUPMC
- 2) Rector, Boys Hostel, DUPMC
- 3) Rector, Girls Hostel, DUPMC

Professor & HOD
Dept. of Pathology
Dr. Ulhas Patil Medical College & Hospital
Jalgaon Kh, Jalgaon

Dr.Ulhas Patil Medical College & Hospital Jalgaon Kh.			
Department Of Pathology			
Add on Course on 30-12-2024			
Topic: Methods of Embedding in Histopathology Laboratory			
Sr.No.	Roll no.	Name	Signature
1	2023049	Ghutake Shreyash Suryabhan	
2	2023074	Katkar Devesh Devidas	
3	2023076	Katte Baswaraj Santosh	
4	2023107	Mankar Gayatri Nitin	
5	2023113	Muley Krushna Babasaheb	
6	2023116	Munot Pranav Amol	
7	2023122	Pagrut Gayatri Sandip	
8	2023136	Patil Rajas Vasant	
9	2023164	Shaikh Afreen Firdaus Md Ehsan	


Professor & HOD
 Dept. of Pathology
 Dr. Ulhas Patil Medical College & Hospital
 Jalgaon Kh, Jalgaon



Godavari Foundation's

DR. ULHAS PATIL MEDICAL COLLEGE & HOSPITAL

DEPARTMENT OF PATHOLOGY


Recognized by Medical Council of India, Approved by Central Govt. of India, New Delhi,
Letter no. MCI-34(41)/2012-med./158127, dated 05/02/2013

Affiliated to Maharashtra University of Health Sciences, Nashik [College Code-1306]
Jalgaon-Bhusawal Road, Jalgaon Kh, Tal. & Dist. Jalgaon 425309

Tel. No. (0257)2366694 Fax No. 0257-2366648

Email ID : dupmc.pathology.ia@gmail.com Web Site : www.dupmc.ac.in

Date	Time	Topic	Speaker
30/12/2024	5:00pm to 5:05pm	Theory Session (5 minutes): <ul style="list-style-type: none">• Introduction to embedding methods: purpose and significance in tissue processing.• Overview of common embedding materials (e.g., paraffin, resin) and their selection criteria.	Dr. Dhananjay Borole
	5:05pm to 5:20pm	Demonstration (15 minutes): <ul style="list-style-type: none">• Step-by-step demonstration of the embedding process, including sample orientation and embedding medium preparation.	Dr. Shirish Gondane
	5:20pm to 6:00pm	Hands-on Practice (40 minutes): <ul style="list-style-type: none">• Students practice embedding tissue samples using paraffin under supervision.• Guidance on proper techniques for optimal tissue preservation and orientation.• Troubleshooting common issues during the embedding process.	Dr. Pradnya Mandalapure


Professor & HOD
Dept. of Pathology
Dr. Ulhas Patil Medical College & Hospital
Jalgaon Kh, Jalgaon



Godavari Foundation's

DR. ULHAS PATIL MEDICAL COLLEGE & HOSPITAL

DEPARTMENT OF PATHOLOGY

Recognized by Medical Council of India, Approved by Central Govt. of India, New Delhi,
Letter no. MCI-34(41)/2012-med./158127, dated 05/02/2013

Affiliated to Maharashtra University of Health Sciences, Nashik [College Code-1306]
Jalgaon-Bhusawal Road, Jalgaon Kh, Tal. & Dist. Jalgaon 425309

Tel. No. (0257)2366694 Fax No. 0257-2366648

Email ID : dupmc.pathology.ia@gmail.com Web Site : www.dupmc.ac.in

Date : 31/12/2024

Program Report

Title of Report	Add on Course on Methods of Embedding in Histopathology
Objective Program	To equip medical students with comprehensive knowledge and practical skills in embedding techniques, emphasizing their importance in accurate tissue orientation, preservation, and preparation for histopathological analysis.
Participant Type	2 nd year MBBS Students
Date and Duration of Program	On 30/12/2024 Total number of hours (duration): 5pm to 6pm (1 hour)
Venue of program	Central Clinical Laboratory 212
Program Organized by	Department of Pathology
Name of Faculty	Dr. Dhananjay Borole, Dr. Shirish Gondane, Dr. Pradnya Mandalapure
Vote of thanks presented by	Dr. Dhananjay Borole
Number of Participants (Attended event/Program)	9
Brief about the Program	Total 9 2 nd year MBBS Students actively participated in the department's add-on course on embedding methods in histopathology. It offered medical students practical experience in embedding techniques, crucial for tissue processing for microscopic examination. This course improved students' skills in handling tissue samples, preparing them for advanced histopathology work and enhancing their diagnostic proficiency in clinical and research settings.


Professor & HOD
Dept. of Pathology
Dr. Ulhas Patil Medical College & Hospital
Jalgaon Kh, Jalgaon



Godavari Foundation's

DR. ULHAS PATIL MEDICAL COLLEGE & HOSPITAL
DEPARTMENT OF PATHOLOGY

Recognized by Medical Council of India, Approved by Central Govt. of India, New Delhi,
Letter no. MCI-34(41)/2012-med./158127, dated 05/02/2013

Affiliated to Maharashtra University of Health Sciences, Nashik [College Code-1306]
Jalgaon-Bhusawal Road, Jalgaon Kh, Tal. & Dist. Jalgaon 425309

Tel. No. (0257)2366694 Fax No. 0257-2366648

Email ID : dupmc.pathology.ia@gmail.com Web Site : www.dupmc.ac.in

No.GF/DUPMCH/Patho./Cir./2024/ 41

Date: 28/12/2024

Circular

Dear Students,

Greetings from Department of Pathology

We are arranging a 1 day Add on course, Topic: Methods of Section Cutting in Histopathology Laboratory on 31st December 2024. This course will help the students to enhance the skill and knowledge for their bright future.


Time: 5.00pm to 6.00pm

Venue: Central Clinical Laboratory 212.









Seat limit: Restricted to 9 participants.

Copy to,

- 1) Dean, DUPMC
- 2) Rector, Boys Hostel, DUPMC
- 3) Rector, Girls Hostel, DUPMC



Professor & HOD
Dept. of Pathology
Dr. Ulhas Patil Medical College & Hospital
Jalgaon Kh, Jalgaon

Dr.Ulhas Patil Medical College & Hospital Jalgaon Kh.			
Department Of Pathology			
Add on Course, Date: 31-12-2024			
Methods of Section Cutting in Histopathology			
Sr.No.	Roll no.	Name	Signature
1	2023034	Dande Shruti Parmeshwar	
2	2023040	Deshmukh Vaishnavi Pramod	
3	2023056	Ingale Shrikrushna Rajendra	
4	2023058	Jadhav Akash Umesh	
5	2023063	Jamadar Abu Talha Yunus	
6	2023073	Kamble Sanket Manohar	
7	2023090	Lad Samarth Dattatray	
8	2023094	Lende Sanskriti Kishor	
9	2023098	Mahajan Anjali Ajay	


Professor & HOD
Dept. of Pathology
Dr. Ulhas Patil Medical College & Hospital
Jalgaon Kh, Jalgaon



Godavari Foundation's

DR. ULHAS PATIL MEDICAL COLLEGE & HOSPITAL

DEPARTMENT OF PATHOLOGY

Recognized by Medical Council of India, Approved by Central Govt. of India, New Delhi,
Letter no. MCI-34(41)/2012-med./158127, dated 05/02/2013

Affiliated to Maharashtra University of Health Sciences, Nashik [College Code-1306]
Jalgaon-Bhusawal Road, Jalgaon Kh, Tal. & Dist. Jalgaon 425309

Tel. No. (0257)2366694 Fax No. 0257-2366648

Email ID : dupmc.pathology.ia@gmail.com Web Site : www.dupmc.ac.in

Date	Time	Topic	Speaker
31/12/2024	5:00pm to 5:05pm	Introduction & Theory <ul style="list-style-type: none">Brief overview of section cutting techniques and their importance in histopathology.	Dr. Dhananjay Borole
	5:05pm to 5:20pm	Demonstration (15 minutes): <ul style="list-style-type: none">Showing techniques of tissue embedding, section cutting, and mounting on slides.	Dr. Shirish Gondane
	5:20pm to 6:00pm	Hands-on Practice (40 minutes): Students perform hands-on practice (with guidance), applying the demonstrated techniques to prepare their own tissue sections for microscopic examination.	Dr. Pradnya Mandalapure


Professor & HOD
Dept. of Pathology
Dr. Ulhas Patil Medical College & Hospital,
Jalgaon Kh, Jalgaon



Godavari Foundation's

DR. ULHAS PATIL MEDICAL COLLEGE & HOSPITAL

DEPARTMENT OF PATHOLOGY

Recognized by Medical Council of India, Approved by Central Govt. of India, New Delhi,
Letter no. MCI-34(41)/2012-med./158127, dated 05/02/2013

Affiliated to Maharashtra University of Health Sciences, Nashik [College Code-1306]
Jalgaon-Bhusawal Road, Jalgaon Kh, Tal. & Dist. Jalgaon 425309


Tel. No. (0257)2366694 Fax No. 0257-2366648


Email ID : dupmc.pathology.ia@gmail.com Web Site : www.dupmc.ac.in

Date : 01/01/2025

Program Report

Title of Report	Add on Course on Methods of Section Cutting in Histopathology
Objective Program	To equip medical students with the skills and knowledge needed to prepare tissue samples for accurate histopathological analysis, enhancing their clinical and research capabilities.
Participant Type	2 nd year MBBS Students
Date and Duration of Program	On 31/12/2024 Total number of hours (duration): 5pm to 6pm (1hour)
Venue of program	Central Clinical Laboratory 212
Program Organized by	Department of Pathology
Name of Faculty	Dr. Dhananjay Borole, Dr. Shirish Gondane, Dr. Pradnya Mandalpure
Vote of thanks presented by	Dr. Dhananjay Borole
Number of Participants (Attended event/Program)	9
Brief about the Program	Total 9 2 nd year MBBS Students actively participated in the department's add-on course on "Methods of Section Cutting in Histopathology". The add-on course offers medical students a valuable opportunity to deepen their understanding of tissue preparation and microscopic analysis. By gaining hands-on experience in section cutting techniques, students enhance their ability to prepare high-quality tissue samples, which is crucial for accurate diagnosis and research. This course helps students develop critical technical skills, fosters a greater appreciation for the complexities of histopathological examination, and strengthens their knowledge of pathology. As a result, students are better equipped to contribute to clinical and research settings, improving their overall competence in medical practice.


Professor & HOD
Dept. of Pathology
Dr. Ulhas Patil Medical College & Hospital
Jalgaon Kh, Jalgaon



DR. ULHAS PATIL MEDICAL COLLEGE & HOSPITAL

DEPARTMENT OF PATHOLOGY

Recognized by Medical Council of India, Approved by Central Govt. of India, New Delhi,
Letter no. MCI-34(41)/2012-med./158127, dated 05/02/2013
Affiliated to Maharashtra University of Health Sciences, Nashik [College Code-1306]
Jalgaon-Bhusawal Road, Jalgaon Kh, Tal. & Dist. Jalgaon 425309
Tel. No. (0257)2366694 Fax No. 0257-2366648
Email ID : dupmc.pathology.ia@gmail.com Web Site : www.dupmc.ac.in

No.GF/DUPMCH/Patho./Cir./2025/ 55

Date: 21/02/2025

Circular

Dear Students,

Greetings from Department of Pathology

We are arranging a 1 day value add on course, Topic: "Hematoxylin and Eosin staining techniques" on 25th February 2025. This course will help the students to enhance the skill and knowledge for their bright future.

Time: 5.00pm to 6.00pm


Venue: Central Clinical Laboratory 212.

Seat limit: Restricted to 9 participants.

Copy to,

- 1) Dean, DUPMC
- 2) Rector, Boys Hostel, DUPMC
- 3) Rector, Girls Hostel, DUPMC

Professor & HOD
Dept. of Pathology
Dr. Ulhas Patil Medical College & Hospital
Jalgaon Kh, Jalgaon



DR. ULHAS PATIL MEDICAL COLLEGE & HOSPITAL







DEPARTMENT OF PATHOLOGY


Recognized by Medical Council of India, Approved by Central Govt. of India, New Delhi,
Letter no. MCI-34(41)/2012-med./158127, dated 05/02/2013
Affiliated to Maharashtra University of Health Sciences, Nashik [College Code-1306]
Jalgaon-Bhusawal Road, Jalgaon Kh, Tal. & Dist. Jalgaon 425309
Tel. No. (0257)2366694 Fax No. 0257-2366648
Email ID : dupmc.pathology.ia@gmail.com Web Site : www.dupmc.ac.in

PROGRAM SCHEDULE

Date	Time	Topic	Speaker
25/02/2025	5:00pm to 5:05pm	Theory Session (5 minutes):	Dr. Dhananjay Borole
	5:05pm to 5:20pm	Demonstration (15 minutes): <ul style="list-style-type: none"> • Step-by-step demonstration of the H&E staining procedure on tissue slides • Explanation of techniques for applying Hematoxylin and Eosin stains • Key points to ensure effective staining and common pitfalls to avoid 	Dr. Shirish Gondane
	5:20pm to 6:00pm	Hands-on Practice (40 minutes): <ul style="list-style-type: none"> • Students apply H&E staining on prepared tissue samples under supervision • Assistance in troubleshooting and refining staining techniques • Guidance on proper slide preparation, staining, and microscopic examination to identify cellular structures 	Dr. Pradnya Mandlapure


Professor & HOD
 Dept. of Pathology
 Dr. Ulhas Patil Medical College & Hospital
 Jalgaon Kh, Jalgaon

Dr.Ulhas Patil Medical College & Hospital Jalgaon Kh.			
Department Of Pathology			
Add on Course on Hematoxylin and Eosin staining techniques on 25-02-2025			
Sr.No.	Roll no.	Name	Signature
1	2023007	Anshuja Vilas Karmankar	
2	2023009	Ardhapurkar Janhavi Vijay	
3	2023029	Chachere Payal Vijay	
4	2023031	Dabhade Sakshi Ganesh	
5	2023033	Dalvi Vaishnavi Dattu	
6	2023039	Deshmukh Samradnyee Vinayak	
7	2023055	Hiwase Yashogandh Surendra	
8	2023071	Kale Sanskruti Uday	
9	2023072	Kalyani Chaudhari	


Professor & HOD
 Dept. of Pathology
 Dr. Ulhas Patil Medical College & Hospital
 Jalgaon Kh, Jalgaon

DR. ULHAS PATIL MEDICAL COLLEGE & HOSPITAL**DEPARTMENT OF PATHOLOGY**

Recognized by Medical Council of India, Approved by Central Govt. of India, New Delhi,

Letter no. MCI-34(41)/2012-med./158127, dated 05/02/2013

Affiliated to Maharashtra University of Health Sciences, Nashik [College Code-1306]

Jalgaon-Bhusawal Road, Jalgaon Kh, Tal. & Dist. Jalgaon 425309


Tel. No. (0257)2366694 Fax No. 0257-2366648

Email ID : dupmc.pathology.ia@gmail.com Web Site : www.dupmc.ac.in

Date: 27/02/2025

Program Report

Title of Report	Add on Course on Methods of Embedding in Histopathology
Objective Program	The program aims to teach medical students the principles and application of H&E staining, enhancing their ability to identify cellular structures, troubleshoot staining processes, and apply these skills in histopathological analysis and disease diagnosis.
Participant Type	2 nd year MBBS Students
Date and Duration of Program	On 25/02/2025 Total number of hours (duration): 5pm to 6pm (1hour)
Venue of program	Central Clinical Laboratory 212
Program Organized by	Department of Pathology
Name of Faculty	Dr. Dhananjay Borole, Dr. Shirish Gondane, Dr. Pradnya Mandalpure
Vote of thanks presented by	Dr. Dhananjay Borole
Number of Participants (Attended event/Program)	9
Brief about the Program	Total 9 2 nd year MBBS Students actively participated in the department's add-on course on embedding methods in histopathology. The students actively participated in the practical session, successfully applying the techniques and troubleshooting common staining challenges with guidance. This program effectively enhanced their understanding of histopathological analysis, laying a solid foundation for their future studies in pathology and diagnostic medicine.


Professor & HOD
 Dept. of Pathology
 Dr. Ulhas Patil Medical College & Hospital
 Jalgaon Kh. Jalgaon



DR. ULHAS PATIL MEDICAL COLLEGE & HOSPITAL

DEPARTMENT OF PATHOLOGY

Recognized by Medical Council of India, Approved by Central Govt. of India, New Delhi,

Letter no. MCI-34(41)/2012-med./158127, dated 05/02/2013

Affiliated to Maharashtra University of Health Sciences, Nashik [College Code-1306]

Jalgaon-Bhusawal Road, Jalgaon Kh, Tal. & Dist. Jalgaon 425309

Tel. No. (0257)2366694 Fax No. 0257-2366648

Email ID : dupmc.pathology.ia@gmail.com Web Site : www.dupmc.ac.in

No.GF/DUPMCH/Patho./Cir./2025/ 55

Date: 21/02/2025

Circular

Dear Students,

Greetings from Department of Pathology

We are arranging a 1 day value add on course, Topic: "Hematoxylin and Eosin staining techniques" on 24th February 2025. This course will help the students to enhance the skill and knowledge for their bright future.


Time: 5.00pm to 6.00pm

Venue: Central Clinical Laboratory 212.

Seat limit: Restricted to 9 participants.

Copy to,

- 1) Dean, DUPMC
- 2) Rector, Boys Hostel, DUPMC
- 3) Rector, Girls Hostel, DUPMC



Professor & HOD
Dept. of Pathology
Dr Ulhas Patil Medical College & Hospital
Jalgaon Kh, Jalgaon



DR. ULHAS PATIL MEDICAL COLLEGE & HOSPITAL

DEPARTMENT OF PATHOLOGY

Recognized by Medical Council of India, Approved by Central Govt. of India, New Delhi,
 Letter no. MCI-34(41)/2012-med./158127, dated 05/02/2013
 Affiliated to Maharashtra University of Health Sciences, Nashik [College Code-1306]
 Jalgaon-Bhusawal Road, Jalgaon Kh, Tal. & Dist. Jalgaon 425309
 Tel. No. (0257)2366694 Fax No. 0257-2366648
 Email ID : dupmc.pathology.ia@gmail.com Web Site : www.dupmc.ac.in

PROGRAM SCHEDULE


Date	Time	Topic	Speaker
24/02/2025	5:00pm to 5:05pm	Theory Session (5 minutes):	Dr. Dhananjay Borole
	5:05pm to 5:20pm	Demonstration (15 minutes): <ul style="list-style-type: none"> • Step-by-step demonstration of the H&E staining procedure on tissue slides • Explanation of techniques for applying Hematoxylin and Eosin stains • Key points to ensure effective staining and common pitfalls to avoid 	Dr. Shirish Gondane
	5:20pm to 6:00pm	Hands-on Practice (40 minutes): <ul style="list-style-type: none"> • Students apply H&E staining on prepared tissue samples under supervision • Assistance in troubleshooting and refining staining techniques • Guidance on proper slide preparation, staining, and microscopic examination to identify cellular structures 	Dr. Pradnya Mandalpure


Professor & HOD
 Dept. of Pathology
 Dr. Ulhas Patil Medical College & Hospital
 Jalgaon Kh, Jalgaon

Dr.Ulhas Patil Medical College & Hospital Jalgaon Kh.

Department Of Pathology

**Add on Course on Hematoxylin and Eosin staining techniques on
24-02-2025**

Sr.No.	Roll no.	Name	Signature
1	2023100	Mahalle Yash Avinash	
2	2023106	Mane Rohan Bhagwan	
3	2023115	Mundhe Ankit Santosh	
4	2023128	Patil Amit Prafull	
5	2023138	Patil Rushikesh Yamaji	
6	2023169	Shaikh Muzammil Shaikh Jamir	
7	2023180	Solanke Sakshi Sachin	
8	2023199	Yele Deep Sanjay	
9	2023200	Yelwande Abhishek Dilip	


Professor & HOD
Dept. of Pathology
Dr. Ulhas Patil Medical College & Hospital
Jalgaon Kh, Jalgaon

DR. ULHAS PATIL MEDICAL COLLEGE & HOSPITAL

DEPARTMENT OF PATHOLOGY

Recognized by Medical Council of India, Approved by Central Govt. of India, New Delhi,
Letter no. MCI-34(41)/2012-med./158127, dated 05/02/2013

Affiliated to Maharashtra University of Health Sciences, Nashik [College Code-1306]
Jalgaon-Bhusawal Road, Jalgaon Kh, Tal. & Dist. Jalgaon 425309

Tel. No. (0257)2366694 Fax No. 0257-2366648

Email ID : dupmc.pathology.ia@gmail.com Web Site : www.dupmc.ac.in

Date: 25/02/2025

Program Report

Title of Report	Add on Course on Methods of Embedding in Histopathology
Objective Program	The program aims to teach medical students the principles and application of H&E staining, enhancing their ability to identify cellular structures, troubleshoot staining processes, and apply these skills in histopathological analysis and disease diagnosis.
Participant Type	2 nd year MBBS Students
Date and Duration of Program	On 24/02/2025 Total number of hours (duration): 5pm to 6pm (1hour)
Venue of program	Central Clinical Laboratory 212
Program Organized by	Department of Pathology
Name of Faculty	Dr. Dhananjay Borole, Dr. Shirish Gondane, Dr. Pradnya Mandalpure
Vote of thanks presented by	Dr. Dhananjay Borole
Number of Participants (Attended event/Program)	9
Brief about the Program	Total 9 2nd year MBBS Students actively participated in the department's add-on course on embedding methods in histopathology. The students actively participated in the practical session, successfully applying the techniques and troubleshooting common staining challenges with guidance. This program effectively enhanced their understanding of histopathological analysis, laying a solid foundation for their future studies in pathology and diagnostic medicine.


Professor & HOD
Dept. of Pathology
Dr. Ulhas Patil Medical College & Hospital
Jalgaon Kh., Jalgaon

DR. ULHAS PATIL MEDICAL COLLEGE & HOSPITAL

DEPARTMENT OF PATHOLOGY

Recognized by Medical Council of India, Approved by Central Govt. of India, New Delhi,

Letter no. MCI-34(41)/2012-med./158127, dated 05/02/2013

Affiliated to Maharashtra University of Health Sciences, Nashik [College Code-1306]

Jalgaon-Bhusawal Road, Jalgaon Kh, Tal. & Dist. Jalgaon 425309

Tel. No. (0257)2366694 Fax No. 0257-2366648

Email ID : dupmc.pathology.ia@gmail.com Web Site : www.dupmc.ac.in



No.GF/DUPMCH/Patho./Cir./2025/59

Date: 01/03/2025

Circular

Dear Students,

Greetings from Department of Pathology

We are arranging a 1 day add on course, Topic: "Hematoxylin and Eosin staining techniques" on 04th March 2025. This course will help the students to enhance the skill and knowledge for their bright future.

Time: 5.00pm to 6.00pm

Venue: Central Clinical Laboratory 212.

Seat limit: Restricted to 9 participants.

Copy to,

- 1) Dean, DUPMC
- 2) Rector, Boys Hostel, DUPMC
- 3) Rector, Girls Hostel, DUPMC

Professor & HOD
Dept. of Pathology
Dr. Ulhas Patil Medical College & Hospital
Jalgaon Kh, Jalgaon

DR. ULHAS PATIL MEDICAL COLLEGE & HOSPITAL


DEPARTMENT OF PATHOLOGY

Recognized by Medical Council of India, Approved by Central Govt. of India, New Delhi,
Letter no. MCI-34(41)/2012-med./158127, dated 05/02/2013

Affiliated to Maharashtra University of Health Sciences, Nashik [College Code-1306]
Jalgaon-Bhusawal Road, Jalgaon Kh, Tal. & Dist. Jalgaon 425309


Tel. No. (0257)2366694 Fax No. 0257-2366648










Email ID : dupmc.pathology.ia@gmail.com Web Site : www.dupmc.ac.in



PROGRAM SCHEDULE

Date	Time	Topic	Speaker
04/03/2025	5:00pm to 5:05pm	Theory Session (5 minutes):	Dr. Dhananjay Borole
	5:05pm to 5:20pm	Demonstration (15 minutes): <ul style="list-style-type: none"> • Step-by-step demonstration of the H&E staining procedure on tissue slides • Explanation of techniques for applying Hematoxylin and Eosin stains • Key points to ensure effective staining and common pitfalls to avoid 	Dr. Shirish Gondane
	5:20pm to 6:00pm	Hands-on Practice (40 minutes): <ul style="list-style-type: none"> • Students apply H&E staining on prepared tissue samples under supervision • Assistance in troubleshooting and refining staining techniques • Guidance on proper slide preparation, staining, and microscopic examination to identify cellular structures 	Dr. Pradnya Mandalapure


Professor & HOD
 Dept. of Pathology
 Dr. Ulhas Patil Medical College & Hospital
 Jalgaon Kh, Jalgaon

Dr.Ulhas Patil Medical College & Hospital Jalgaon Kh.			
Department Of Pathology			
Add on Course on 04-03-2025, Topic: Hematoxylin and Eosin staining techniques			
Sr.No.	Roll no.	Name	Signature
1	2023004	Aditya Dattatray Agunde	
2	2023008	Apeksha Rajeshwar Khiste	
3	2023012	Awandkar Radha Shrikant	
4	2023044	Dudhmal Pradnya Sheshrao	
5	2023046	Gaikwad Janhavi Nilkanth	
6	2023052	Gupta Anjali Ramnaresh	
7	2023053	Gutte Yashshree Pandharinath	
8	2023075	Katmore Pruthviraj Rajkumar	
9	2023079	Khalekar Mukund Mahesh	



Professor & HOD
 Dept. of Pathology
 Dr. Ulhas Patil Medical College & Hospital
 Jalgaon Kh, Jalgaon



DR. ULHAS PATIL MEDICAL COLLEGE & HOSPITAL

DEPARTMENT OF PATHOLOGY

Recognized by Medical Council of India, Approved by Central Govt. of India, New Delhi,
Letter no. MCI-34(41)/2012-med./158127, dated 05/02/2013
Affiliated to Maharashtra University of Health Sciences, Nashik [College Code-1306]
Jalgaon-Bhusawal Road, Jalgaon Kh, Tal. & Dist. Jalgaon 425309
Tel. No. (0257)2366694 Fax No. 0257-2366648
Email ID : dupmc.pathology.ia@gmail.com Web Site : www.dupmc.ac.in

Date: 05/03/2025

Program Report

Title of Report	Add on Course on Methods of Embedding in Histopathology
Objective Program	The program aims to teach medical students the principles and application of H&E staining, enhancing their ability to identify cellular structures, troubleshoot staining processes, and apply these skills in histopathological analysis and disease diagnosis.
Participant Type	2 nd year MBBS Students
Date and Duration of Program	On 04/03/2025 Total number of hours (duration): 5pm to 6pm (1hour)
Venue of program	Central Clinical Laboratory 212
Program Organized by	Department of Pathology
Name of Faculty	Dr. Dhananjay Borole, Dr. Shirish Gondane, Dr. Pradnya Mandalapure
Vote of thanks presented by	Dr. Dhananjay Borole
Number of Participants (Attended event/Program)	9
Brief about the Program	Total 9 2 nd year MBBS Students actively participated in the department's add-on course on embedding methods in histopathology. The students actively participated in the practical session, successfully applying the techniques and troubleshooting common staining challenges with guidance. This program effectively enhanced their understanding of histopathological analysis, laying a solid foundation for their future studies in pathology and diagnostic medicine.


Professor & HOD
 Dept. of Pathology
 Dr. Ulhas Patil Medical College & Hospital
 Jalgaon Kh, Jalgaon



DR. ULHAS PATIL MEDICAL COLLEGE & HOSPITAL

DEPARTMENT OF PATHOLOGY

Recognized by Medical Council of India, Approved by Central Govt. of India, New Delhi,

Letter no. MCI-34(41)/2012-med./158127, dated 05/02/2013

Affiliated to Maharashtra University of Health Sciences, Nashik [College Code-1306]

Jalgaon-Bhusawal Road, Jalgaon Kh, Tal. & Dist. Jalgaon 425309

Tel. No. (0257)2366694 Fax No. 0257-2366648

Email ID : dupmc.pathology.ia@gmail.com Web Site : www.dupmc.ac.in

No.GF/DUPMCH/Patho./Cir./2025/

Date: 01/03/2025

Circular

Dear Students,

Greetings from Department of Pathology

We are arranging a 1 day add on course, Topic: "Hematoxylin and Eosin staining techniques" on 03rd March 2025. This course will help the students to enhance the skill and knowledge for their bright future.

Time: 5.00pm to 6.00pm

Venue: Central Clinical Laboratory 212.

Seat limit: Restricted to 9 participants.

Copy to,

- 1) Dean, DUPMC
- 2) Rector, Boys Hostel, DUPMC
- 3) Rector, Girls Hostel, DUPMC

Professor & HOD
Dept. of Pathology
Dr. Ulhas Patil Medical College & Hospital
Jalgaon Kh, Jalgaon

Dr. Ulhas Patil Medical College & Hospital Jalgaon Kh.

Department Of Pathology

Add on Course on 03-03-2025, Topic: Hematoxylin and Eosin staining techniques

Sr.No.	Roll no.	Name	Signature
1	2023085	Kokane Hariom Shivaji	
2	2023117	Muttepwar Samruddhi Sunil	
3	2023125	Pathan Fardeen Khan F. Khan	
4	2023149	Rahangdale Vishwajeet Tekchand	
5	2023158	Salahuddin Shamshoddin	
6	2023162	Sawargaonkar Ishwari Nagesh	
7	2023165	Shaikh Almas Salim	
8	2023171	Shelar Omkar Maruti	
9	2023173	Shinde Ankita Balkrishna	

Professor & HOD
Dept. of Pathology
Dr. Ulhas Patil Medical College & Hospital
Jalgaon Kh, Jalgaon



DR. ULHAS PATIL MEDICAL COLLEGE & HOSPITAL

DEPARTMENT OF PATHOLOGY

Recognized by Medical Council of India, Approved by Central Govt. of India, New Delhi,
Letter no. MCI-34(41)/2012-med./158127, dated 05/02/2013
Affiliated to Maharashtra University of Health Sciences, Nashik [College Code-1306]
Jalgaon-Bhusawal Road, Jalgaon Kh, Tal. & Dist. Jalgaon 425309
Tel. No. (0257)2366694 Fax No. 0257-2366648
Email ID : dupmc.pathology.ia@gmail.com Web Site : www.dupmc.ac.in

Date: 04/03/2025

Program Report

Title of Report	Add on Course on Methods of Embedding in Histopathology
Objective Program	The program aims to teach medical students the principles and application of H&E staining, enhancing their ability to identify cellular structures, troubleshoot staining processes, and apply these skills in histopathological analysis and disease diagnosis.
Participant Type	2 nd year MBBS Students
Date and Duration of Program	On 03/03/2025 Total number of hours (duration): 5pm to 6pm (1hour)
Venue of program	Central Clinical Laboratory 212
Program Organized by	Department of Pathology
Name of Faculty	Dr. Dhananjay Borole, Dr. Shirish Gondane, Dr. Pradnya Mandalapure
Vote of thanks presented by	Dr. Dhananjay Borole
Number of Participants (Attended event/Program)	9
Brief about the Program	Total 9 2 nd year MBBS Students actively participated in the department's add-on course on embedding methods in histopathology. The students actively participated in the practical session, successfully applying the techniques and troubleshooting common staining challenges with guidance. This program effectively enhanced their understanding of histopathological analysis, laying a solid foundation for their future studies in pathology and diagnostic medicine.

Professor & HOD
Dept. of Pathology
Dr. Ulhas Patil Medical College & Hospital
Jalgaon Kh, Jalgaon

Godavari Foundation's

DR. ULHAS PATIL MEDICAL COLLEGE & HOSPITAL

DEPARTMENT OF PATHOLOGY

Recognized by Medical Council of India, Approved by Central Govt. of India, New Delhi,

Letter no. MCI-34(41)/2012-med./158127, dated 05/02/2013

Affiliated to Maharashtra University of Health Sciences, Nashik [College Code-1306]

Jalgaon-Bhusawal Road, Jalgaon Kh, Tal. & Dist. Jalgaon 425309

Tel. No. (0257)2366694 Fax No. 0257-2366648

Email ID : dupmc.pathology.ia@gmail.com Web Site : www.dupmc.ac.in



PROGRAM SCHEDULE

Date	Time	Topic	Speaker
03/03/2025	5:00pm to 5:05pm	Theory Session (5 minutes):	Dr. Dhananjay Borole
	5:05pm to 5:20pm	Demonstration (15 minutes): <ul style="list-style-type: none">• Step-by-step demonstration of the H&E staining procedure on tissue slides• Explanation of techniques for applying Hematoxylin and Eosin stains• Key points to ensure effective staining and common pitfalls to avoid	Dr. Shirish Gondane
	5:20pm to 6:00pm	Hands-on Practice (40 minutes): <ul style="list-style-type: none">• Students apply H&E staining on prepared tissue samples under supervision• Assistance in troubleshooting and refining staining techniques• Guidance on proper slide preparation, staining, and microscopic examination to identify cellular structures	Dr. Pradnya Mandalapure

Professor & HOD
Dept. of Pathology
Dr. Ulhas Patil Medical College & Hospital
Jalgaon Kh, Jalgaon



DR. ULHAS PATIL MEDICAL COLLEGE & HOSPITAL
DEPARTMENT OF PATHOLOGY

Recognized by Medical Council of India, Approved by Central Govt. of India, New Delhi,
Letter no. MCI-34(41)/2012-med./158127, dated 05/02/2013

Affiliated to Maharashtra University of Health Sciences, Nashik [College Code-1306]
Jalgaon-Bhusawal Road, Jalgaon Kh, Tal. & Dist. Jalgaon 425309

Tel. No. (0257)2366694 Fax No. 0257-2366648

Email ID : dupmc.pathology.ia@gmail.com Web Site : www.dupmc.ac.in

No.GF/DUPMCH/Patho./Cir./2025/6]

Date: 10/03/2025

Circular

Dear Students,

Greetings from Department of Pathology

We are arranging a 1 day add on course, Topic: "Hematoxylin and Eosin staining techniques" on 13th March 2025. This course will help the students to enhance the skill and knowledge for their bright future.

Time: 5.00pm to 6.00pm

Venue: Central Clinical Laboratory 212.

Seat limit: Restricted to 9 participants.

Copy to,

- 1) Dean, DUPMC
- 2) Rector, Boys Hostel, DUPMC
- 3) Rector, Girls Hostel, DUPMC

Professor & HOD
Dept. of Pathology
Dr. Ulhas Patil Medical College & Hospital
Jalgaon Kh, Jalgaon

DR. ULHAS PATIL MEDICAL COLLEGE & HOSPITAL


DEPARTMENT OF PATHOLOGY

Recognized by Medical Council of India, Approved by Central Govt. of India, New Delhi,
Letter no. MCI-34(41)/2012-med./158127, dated 05/02/2013

Affiliated to Maharashtra University of Health Sciences, Nashik [College Code-1306]
Jalgaon-Bhusawal Road, Jalgaon Kh, Tal. & Dist. Jalgaon 425309


Tel. No. (0257)2366694 Fax No. 0257-2366648








Email ID : dupmc.pathology.ia@gmail.com Web Site : www.dupmc.ac.in



PROGRAM SCHEDULE

Date	Time	Topic	Speaker
13/03/2025	5:00pm to 5:05pm	Theory Session (5 minutes):	Dr. Dhananjay Borole
	5:05pm to 5:20pm	Demonstration (15 minutes): <ul style="list-style-type: none"> • Step-by-step demonstration of the H&E staining procedure on tissue slides • Explanation of techniques for applying Hematoxylin and Eosin stains • Key points to ensure effective staining and common pitfalls to avoid 	Dr. Shirish Gondane
	5:20pm to 6:00pm	Hands-on Practice (40 minutes): <ul style="list-style-type: none"> • Students apply H&E staining on prepared tissue samples under supervision • Assistance in troubleshooting and refining staining techniques • Guidance on proper slide preparation, staining, and microscopic examination to identify cellular structures 	Dr. Somesh Shelke


Professor & HOD
 Dept. of Pathology
 Dr. Ulhas Patil Medical College & Hospital
 Jalgaon Kh, Jalgaon

Dr.Ulhas Patil Medical College & Hospital Jalgaon Kh.			
Department Of Pathology			
Add on Course on Hematoxylin and Eosin staining on 13-03-2025			
Sr.No.	Roll no.	Name	Signature
1	2023087	Kukade Aakash Sanjay	
2	2023096	Lokhande Soham Kailaskumar	
3	2023129	Patil Anuja Bhausahab	
4	2023131	Patil Chaitanya Jaiprakash	
5	2023146	Prachi R Dhankute	
6	2023150	Rajpal Rahul Rajesh	
7	2023189	Tamgire Sumedh Sunil	
8	2023191	Thaware Vaidehi Nitin	
9	2023192	Thombare Digvijay Tanaji	


Professor & HOD
 Dept. of Pathology
 Dr. Ulhas Patil Medical College & Hospital
 Jalgaon Kh, Jalgaon

DR. ULHAS PATIL MEDICAL COLLEGE & HOSPITAL

DEPARTMENT OF PATHOLOGY

Recognized by Medical Council of India, Approved by Central Govt. of India, New Delhi,
Letter no. MCI-34(41)/2012-med./158127, dated 05/02/2013

Affiliated to Maharashtra University of Health Sciences, Nashik [College Code-1306]
Jalgaon-Bhusawal Road, Jalgaon Kh, Tal. & Dist. Jalgaon 425309


Tel. No. (0257)2366694 Fax No. 0257-2366648

Email ID : dupmc.pathology.ia@gmail.com Web Site : www.dupmc.ac.in

Date: 14/03/2025

Program Report

Title of Report	Add on Course on Methods of Hematoxylin and Eosin staining in Pathology
Objective Program	The program aims to teach medical students the principles and application of H&E staining, enhancing their ability to identify cellular structures, troubleshoot staining processes, and apply these skills in histopathological analysis and disease diagnosis.
Participant Type	2 nd year MBBS Students
Date and Duration of Program	On 13/03/2025 Total number of hours (duration): 5pm to 6pm (1hour)
Venue of program	Central Clinical Laboratory 212
Program Organized by	Department of Pathology
Name of Faculty	Dr. Dhananjay Borole, Dr. Shirish Gondane, Dr. Somesh Shelke
Vote of thanks presented by	Dr. Dhananjay Borole
Number of Participants (Attended event/Program)	9
Brief about the Program	A total of 9 second-year MBBS students actively participated in the department's add-on course on Hematoxylin and Eosin (H&E) staining techniques. The students engaged enthusiastically in both theoretical and practical sessions, successfully mastering the principles and procedures of H&E staining. They applied the techniques with precision, troubleshooting common staining challenges under expert guidance. This course significantly enhanced their understanding of histological analysis, particularly in tissue structure visualization, and contributed to their ability to interpret diagnostic slides effectively. The program has provided a solid foundation for their future studies in pathology, particularly in the field of diagnostic histopathology.


Professor & HOD
 Dept. of Pathology
 Dr. Ulhas Patil Medical College & Hospital
 Jalgaon Kh, Jalgaon



DR. ULHAS PATIL MEDICAL COLLEGE & HOSPITAL
DEPARTMENT OF PATHOLOGY

Recognized by Medical Council of India, Approved by Central Govt. of India, New Delhi,
Letter no. MCI-34(41)/2012-med./158127, dated 05/02/2013

Affiliated to Maharashtra University of Health Sciences, Nashik [College Code-1306]
Jalgaon-Bhusawal Road, Jalgaon Kh, Tal. & Dist. Jalgaon 425309

Tel. No. (0257)2366694 Fax No. 0257-2366648

Email ID : dupmc.pathology.ia@gmail.com Web Site : www.dupmc.ac.in

No.GF/DUPMCH/Patho./Cir./2025/62

Date: 11/03/2025

Circular

Dear Students,

Greetings from Department of Pathology

We are arranging a 1 day add on course, Topic: "Hematoxylin and Eosin staining techniques" on 17th March 2025. This course will help the students to enhance the skill and knowledge for their bright future.

Time: 5.00pm to 6.00pm

Venue: Central Clinical Laboratory 212.

Seat limit: Restricted to 9 participants.

Copy to,

- 1) Dean, DUPMC
- 2) Rector, Boys Hostel, DUPMC
- 3) Rector, Girls Hostel, DUPMC

Professor & HOD
Dept. of Pathology
Dr. Ulhas Patil Medical College & Hospital
Jalgaon Kh, Jalgaon

DR. ULHAS PATIL MEDICAL COLLEGE & HOSPITAL

DEPARTMENT OF PATHOLOGY


Recognized by Medical Council of India, Approved by Central Govt. of India, New Delhi,
Letter no. MCI-34(41)/2012-med./158127, dated 05/02/2013

Affiliated to Maharashtra University of Health Sciences, Nashik [College Code-1306]

Jalgaon-Bhusawal Road, Jalgaon Kh, Tal. & Dist. Jalgaon 425309


Tel. No. (0257)2366694 Fax No. 0257-2366648

Email ID : dupmc.pathology.ia@gmail.com Web Site : www.dupmc.ac.in



PROGRAM SCHEDULE

Date	Time	Topic	Speaker
17/03/2025	5:00pm to 5:05pm	Theory Session (5 minutes):	Dr. Dhananjay Borole
	5:05pm to 5:20pm	Demonstration (15 minutes): <ul style="list-style-type: none"> • Step-by-step demonstration of the H&E staining procedure on tissue slides • Explanation of techniques for applying Hematoxylin and Eosin stains • Key points to ensure effective staining and common pitfalls to avoid 	Dr. Shirish Gondane
	5:20pm to 6:00pm	Hands-on Practice (40 minutes): <ul style="list-style-type: none"> • Students apply H&E staining on prepared tissue samples under supervision • Assistance in troubleshooting and refining staining techniques • Guidance on proper slide preparation, staining, and microscopic examination to identify cellular structures 	Dr. Somesh Shelke

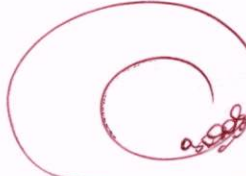

Professor & HOD
 Dept. of Pathology
 Dr. Ulhas Patil Medical College & Hospital
 Jalgaon Kh, Jalgaon

Dr.Ulhas Patil Medical College & Hospital Jalgaon Kh.

Department Of Pathology

Add on Course on Hematoxylin and Eosin staining on 17-03-2025

Sr.No.	Roll no.	Name	Signature
1	2023062	Jadhav Sanskruti Raju	
2	2023081	Khan Saba Parveen Matiullah	<i>Saber</i>
3	2023083	Khivsara Samruddhi Sachin	<i>Samruddhi</i>
4	2023084	Khwaja Sadiqueullah Javedullah	
5	2023086	Kore Aditya Santosh	<i>A</i>
6	2023089	Kureshi Rahim Altaf	<i>Rahim</i>
7	2023126	Pathrikar Prajwal Damodar	<i>P</i>
8	2023132	Patil Dhanashri Nandalal	<i>D</i>
9	2023135	Patil Pratiksha Mahadev	<i>Patil</i>


Professor & HOD
Dept. of Pathology
Dr. Ulhas Patil Medical College & Hospital
Jalgaon Kh, Jalgaon

DR. ULHAS PATIL MEDICAL COLLEGE & HOSPITAL

DEPARTMENT OF PATHOLOGY


Recognized by Medical Council of India, Approved by Central Govt. of India, New Delhi,
Letter no. MCI-34(41)/2012-med./158127, dated 05/02/2013
Affiliated to Maharashtra University of Health Sciences, Nashik [College Code-1306]
Jalgaon-Bhusawal Road, Jalgaon Kh, Tal. & Dist. Jalgaon 425309
Tel. No. (0257)2366694 Fax No. 0257-2366648
Email ID : dupmc.pathology.ia@gmail.com Web Site : www.dupmc.ac.in



Date: 18/03/2025

Program Report

Title of Report	Add on Course on Methods of Hematoxylin and Eosin staining in Pathology
Objective Program	The program aims to teach medical students the principles and application of H&E staining, enhancing their ability to identify cellular structures, troubleshoot staining processes, and apply these skills in histopathological analysis and disease diagnosis.
Participant Type	2 nd year MBBS Students
Date and Duration of Program	On 17/03/2025 Total number of hours (duration): 5pm to 6pm (1hour)
Venue of program	Central Clinical Laboratory 212
Program Organized by	Department of Pathology
Name of Faculty	Dr. Dhananjay Borole, Dr. Shirish Gondane, Dr. Somesh Shelke
Vote of thanks presented by	Dr. Dhananjay Borole
Number of Participants (Attended event/Program)	9
Brief about the Program	A total of 9 second-year MBBS students actively participated in the department's add-on course on Hematoxylin and Eosin (H&E) staining techniques. The students engaged enthusiastically in both theoretical and practical sessions, successfully mastering the principles and procedures of H&E staining. They applied the techniques with precision, troubleshooting common staining challenges under expert guidance. This course significantly enhanced their understanding of histological analysis, particularly in tissue structure visualization, and contributed to their ability to interpret diagnostic slides effectively. The program has provided a solid foundation for their future studies in pathology, particularly in the field of diagnostic histopathology.


Professor & HOD
 Dept. of Pathology
 Dr. Ulhas Patil Medical College & Hospital
 Jalgaon Kh, Jalgaon



DR. ULHAS PATIL MEDICAL COLLEGE & HOSPITAL

DEPARTMENT OF PATHOLOGY

Recognized by Medical Council of India, Approved by Central Govt. of India, New Delhi,
Letter no. MCI-34(41)/2012-med./158127, dated 05/02/2013
Affiliated to Maharashtra University of Health Sciences, Nashik [College Code-1306]
Jalgaon-Bhusawal Road, Jalgaon Kh, Tal. & Dist. Jalgaon 425309
Tel. No. (0257)2366694 Fax No. 0257-2366648
Email ID : dupmc.pathology.ia@gmail.com Web Site : www.dupmc.ac.in

No.GF/DUPMCH/Patho./Cir./2025/72

Date: 05/05/2025

Circular

Dear Students,

Greetings from Department of Pathology

We are arranging a 1 day add on course, Topic: "Hematoxylin and Eosin staining techniques" on 06th May 2025. This course will help the students to enhance the skill and knowledge for their bright future.

Time: 5.00pm to 6.00pm








Venue: Central Clinical Laboratory 212.


Seat limit: Restricted to 9 participants.

Copy to,

- 1) Dean, DUPMC
- 2) Rector, Boys Hostel, DUPMC
- 3) Rector, Girls Hostel, DUPMC

Professor & HOD
Dept. of Pathology
Dr. Ulhas Patil Medical College & Hospital
Jalgaon Kh, Jalgaon

Dr.Ulhas Patil Medical College & Hospital Jalgaon Kh.			
Department Of Pathology			
Add on Course on Hematoxylin and Eosin staining on 06-05-2025			
Sr.No.	Roll no.	Name	
1	2023139	Patil Shravani Shivaji	
2	2023156	Rom Sakshi Dnyaneshwar	
3	2023167	Shaikh Mohammad Akif M.Asif	
4	2023168	Shaikh Mohammad Shahid Javed	
5	2023182	Sonawane Suraj Kailas	
6	2023184	Suradkar Pranav Gajanan	
7	2023185	Surya Swaraj Ramesh	
8	2023190	Thakare Chaitanya Sunil	
9	2023195	Valvi Bharti Amarsing	



Professor & HOD
Dept. of Pathology
Dr. Ulhas Patil Medical College & Hospital
Jalgaon Kh, Jalgaon

DR. ULHAS PATIL MEDICAL COLLEGE & HOSPITAL

DEPARTMENT OF PATHOLOGY

Recognized by Medical Council of India, Approved by Central Govt. of India, New Delhi,
Letter no. MCI-34(41)/2012-med./158127, dated 05/02/2013

Affiliated to Maharashtra University of Health Sciences, Nashik [College Code-1306]

Jalgaon-Bhusawal Road, Jalgaon Kh, Tal. & Dist. Jalgaon 425309

Tel. No. (0257)2366694 Fax No. 0257-2366648


Email ID : dupmc.pathology.ia@gmail.com Web Site : www.dupmc.ac.in




Date: 09/05/2025

Program Report

Title of Report	Add on Course on Methods of Hematoxylin and Eosin staining in Pathology
Objective Program	The program aims to teach medical students the principles and application of H&E staining, enhancing their ability to identify cellular structures, troubleshoot staining processes, and apply these skills in histopathological analysis and disease diagnosis.
Participant Type	2 nd year MBBS Students
Date and Duration of Program	On 06/05/2025 Total number of hours (duration): 5pm to 6pm (1hour)
Venue of program	Central Clinical Laboratory 212
Program Organized by	Department of Pathology
Name of Faculty	Dr. Dhananjay Borole, Dr. Shirish Gondane, Dr. Sayali Ghadge, Dr. Shruti Biyani, Dr. Manjeeri Gedam, Dr. Prajwal Mantri, Dr. Shraddha Hubde, Dr. Rashi Agrawal
Vote of thanks presented by	Dr. Dhananjay Borole
Number of Participants (Attended event/Program)	9
Brief about the Program	A total of 9 second-year MBBS students actively participated in the department's add-on course on Hematoxylin and Eosin (H&E) staining techniques. The students engaged enthusiastically in both theoretical and practical sessions, successfully mastering the principles and procedures of H&E staining. They applied the techniques with precision, troubleshooting common staining challenges under expert guidance. This course significantly enhanced their understanding of histological analysis, particularly in tissue structure visualization, and contributed to their ability to interpret diagnostic slides effectively. The program has provided a solid foundation for their future studies in pathology, particularly in the field of diagnostic histopathology.


Professor & HOD
 Dept. of Pathology
 Dr. Ulhas Patil Medical College & Hospital
 Jalgaon Kh, Jalgaon



DR. ULHAS PATIL MEDICAL COLLEGE & HOSPITAL

DEPARTMENT OF PATHOLOGY

Recognized by Medical Council of India, Approved by Central Govt. of India, New Delhi,
Letter no. MCI-34(41)/2012-med./158127, dated 05/02/2013

Affiliated to Maharashtra University of Health Sciences, Nashik [College Code-1306]
Jalgaon-Bhusawal Road, Jalgaon Kh, Tal. & Dist. Jalgaon 425309

Tel. No. (0257)2366694 Fax No. 0257-2366648

Email ID : dupmc.pathology.ia@gmail.com Web Site : www.dupmc.ac.in

PROGRAM SCHEDULE

Date	Time	Topic	Speaker
06/05/2025	5:00pm to 5:05pm	Theory Session (5 minutes):	Dr. Dhananjay Borole
	5:05pm to 5:20pm	Demonstration (15 minutes): <ul style="list-style-type: none"> • Step-by-step demonstration of the H&E staining procedure on tissue slides • Explanation of techniques for applying Hematoxylin and Eosin stains • Key points to ensure effective staining and common pitfalls to avoid 	Dr. Shirish Gondane
	5:20pm to 6:00pm	Hands-on Practice (40 minutes): <ul style="list-style-type: none"> • Students apply H&E staining on prepared tissue samples under supervision • Assistance in troubleshooting and refining staining techniques • Guidance on proper slide preparation, staining, and microscopic examination to identify cellular structures 	Dr. Sayali Ghadge, Dr. Shruti Biyani Dr. Manjeeri Gedam Dr. Prajwal Mantri Dr. Shraddha Hubde Dr. Rashi Agrawal


Professor & HOD
Dept. of Pathology
Dr. Ulhas Patil Medical College & Hospital
Jalgaon Kh, Jalgaon